


**PIOTEX TEXTTECH PRIVATE LIMITED**  
F/II Block, Plot No.16/2  
MIDC, Pimpri, Pune - 411018  
CIN: U29262PN2012PTC144785  
**BALANCE SHEET AS AT 31ST MARCH, 2024**

		SCH. NO.	2024 (RUPEES)	2023 (RUPEES)
I	<b><u>EQUITY AND LIABILITIES</u></b>			
1	<b>SHARE HOLDERS' FUNDS</b>			
	Share Capital	1	6,168,630.00	6,168,630.00
	Reserves & Surplus	2	142,335,525.53	201,977,046.95
	Money Received against share warrants		-	-
2	Share Application Money pending allotment		-	-
3	<b>NON CURRENT LIABILITIES</b>			
	(a) Long-Term Borrowings	3	51,309,796.00	70,859,909.00
	(b) Deferred Tax Liabilities (Net)		-	-
	(c) Other Long Term Liabilities		-	-
	(d) Long-Term Provisions	4	5,262,588.00	2,778,177.00
4	<b>CURRENT LIABILITIES</b>			
	(a) Short-Term Borrowings	5	269,327,831.74	211,158,048.25
	(b) Trade Payables	6		
	- total outstanding dues of micro enterprises and small enterprises; and		29,068,051.00	144,643,409.00
	- total outstanding dues of creditors other than micro enterprises and small enterprises		7,148,130.28	168,992,744.31
	(c) Other Current Liabilities	7	10,411,052.68	1,560,785.76
	(d) Short-Term Provisions	8	2,145,763.86	27,229,223.00
	<b>TOTAL</b>		<b>523,177,369.09</b>	<b>835,367,973.27</b>
II	<b><u>ASSETS</u></b>			
1	<b>NON CURRENT ASSETS</b>			
	(a) Property, Plant and Equipment and Intangible assets			
	(i) Property, Plant and Equipment	9	49,118,023.48	56,249,273.47
	(ii) Intangible Assets	9	12,500.00	12,533.00
	(iii) Capital work-in-progress	9	-	-
	(iv) Intangible Assets under development		-	-
	(b) Non-Current Investments			
	(c) Deferred Tax Assets (Net)	10	1,131,390.00	770,546.00
	(d) Long-Term Loans and Advances	11	705,440.67	25,000.00
	(e) Other non-current assets		-	-
2	<b>CURRENT ASSETS</b>			
	(a) Current Investments		-	-
	(b) Inventories	12	117,578,613.75	91,607,908.64
	(c) Trade receivables	13	228,744,741.71	570,633,558.16
	(d) Cash and cash equivalents	14	43,377,953.52	20,388,598.24
	(e) Short-Term Loans and Advances	15	78,258,669.19	77,563,710.97
	(f) Other current assets	16	4,250,036.77	18,116,844.79
	<b>TOTAL</b>		<b>523,177,369.09</b>	<b>835,367,973.27</b>
	NOTES FORMING PART OF THE ACCOUNTS			

(0.00)

FOR ACHYUT EKHE & CO.  
Chartered Accountants  
Firm Registration No.114973W

  
CA. Sameer K. Ekhe  
Partner  
M.No.124933  
Place : Pune  
Date : 16/09/2024



FOR AND ON BEHALF OF THE BOARD OF DIRECTORS  
PIOTEX TEXTTECH PRIVATE LIMITED

  
Abhay Asalkar  
Director  
DIN: 06851614

  
Yogesh Nimodiya  
Director  
DIN: 06851606


**PIOTEX TEXTECH PRIVATE LIMITED**

F/II Block, Plot No.16/2  
MIDC, Pimpri, Pune - 411018  
CIN: U29262PN2012PTC144785


**PROFIT AND LOSS ACCOUNT  
FOR THE YEAR ENDED 31ST MARCH 2024**

	SCH. NO.	2024 (RUPEES)	2023 (RUPEES)
1 Revenue from Operations	17	2,984,260,375.25	5,182,767,050.42
2 Other Income	18	5,917,388.00	7,666,133.10
<b>3 TOTAL INCOME (1+2)</b>		<b>2,990,177,763.25</b>	<b>5,190,433,183.52</b>
<b>4 EXPENSES</b>			
Purchases of traded goods	19	2,854,716,365.28	5,052,384,480.91
Changes in inventories of finished goods & work-in-progress	20	(25,970,705.11)	(57,696,739.78)
Employee Benefits Expense	21	20,596,288.36	19,348,181.00
Finance costs	22	29,979,116.12	16,129,168.03
Depreciation and amortization expense	9	6,864,817.89	10,133,916.21
Other expenses	23	163,994,246.13	59,295,641.35
<b>TOTAL EXPENSES</b>		<b>3,050,180,128.67</b>	<b>5,099,594,647.72</b>
5 Profit before Exceptional Items and tax (3-4)		(60,002,365.42)	90,838,535.80
6 Exceptional Items		-	-
7 Profit before Extraordinary Items and tax (5-6)		(60,002,365.42)	90,838,535.80
8 Extraordinary Items		-	-
9 PROFIT BEFORE TAX		(60,002,365.42)	90,838,535.80
10 Tax Expense:			
(i) Current Tax		-	24,850,000.00
(ii) Deferred Tax		(360,844.00)	(717,451.00)
11 PROFIT / (LOSS) FOR THE PERIOD (10-11)		(59,641,521.42)	66,705,986.80
12 Earnings per equity share :	24		
(i) Basic		(96.69)	108.14
(ii) Diluted		(96.69)	108.14


FOR ACHYUT EKHE & CO.  
Chartered Accountants  
Firm Registration No.114973W



CA. Sameer K. Ekhe  
Partner  
M.No.124933  
Place : Pune  
Date : 16/09/2024



FOR AND ON BEHALF OF THE BOARD OF DIRECTORS  
PIOTEX TEXTECH PRIVATE LIMITED



Abhay Asalkar  
Director  
DIN: 06851614



Yogesh Nimodiya  
Director  
DIN: 06851606

Disclosure pursuant to Part I of Schedule III of the Companies Act, 2013

Reconciliation of the number of shares outstanding at the beginning and at the end of the reporting period:

		2024	2023
<b>EQUITY SHARES</b>			
Shares outstanding at the beginning of the year [Numbers: 6,16,863 (April 1, 2023)] [Numbers: 6,16,863 (April 1, 2022)]		616,863	616,863
Shares issued during the year [Numbers: NIL (March 31, 2024)] [Numbers: NIL (March 31, 2023)]		-	-
Shares outstanding at the end of the year [Numbers: 6,16,863 (March 31, 2024)] [Numbers: 6,16,863 (March 31, 2023)]		616,863	616,863

No of shares held by each shareholder holding more than 5 percent shares of the company are as follows:

NAME OF SHAREHOLDER	CLASS OF SHARE	2024	2023
MR ABHAY SHRIRAM ASALKAR Number of Shares Percentage of Holding	EQUITY EQUITY	252,984.00 41.01%	252,984.00 41.01%
MR YOGESH OMPRAKASH NIMODIYA Number of Shares Percentage of Holding	EQUITY EQUITY	252,984.00 41.01%	252,984.00 41.01%
MRS CHAITALI ABHAY ASALKAR Number of Shares Percentage of Holding	EQUITY EQUITY	55,448.00 8.99%	55,448.00 8.99%
MRS SANDHYA YOGESH NIMODIYA Number of Shares Percentage of Holding	EQUITY EQUITY	55,448.00 8.99%	55,448.00 8.99%

Shares held by Promoters

Current Reporting Period				
Sr No.	Promotor's Name	No of shares	% of total shares	% Change during the year
	MR ABHAY SHRIRAM ASALKAR	252,984	41.01%	41.01%
	MR YOGESH OMPRAKASH NIMODIYA	252,984	41.01%	41.01%
Previous Reporting Period				
Sr No.	Promotor's Name	No of shares	% of total shares	% Change during the year
	MR ABHAY SHRIRAM ASALKAR	252,984	41.01%	41.01%
	MR YOGESH OMPRAKASH NIMODIYA	252,984	41.01%	41.01%

The Company has one class of shares referred to as equity shares having a par value of Rs. 10. Each holder of equity share is entitled to one vote per share.

The Company declares and pays dividends in Indian rupees.



PIOTEX TEXTECH PVT LTD

SCHEDULES FORMING PART OF THE BALANCE SHEET

SCHEDULE 2 - RESERVES AND SURPLUS

	SCH. NO.	2024 (RUPEES)	2023 (RUPEES)
<u>Profit &amp; Loss Account Balance</u>			
Opening Balance		193,145,676.95	126,439,690.15
Add/(Less): Net Profit/(Loss) for the year		(59,641,521.42)	66,705,986.80
Less: Proposed Dividends on Equity Shares		-	-
Less: Dividend Distribution Tax (DDT) thereon		-	-
Less: Issue of Bonus Shares		-	-
Closing Balance		133,504,155.53	193,145,676.95
<u>Securities Premium</u>			
Opening Balance		8,831,370.00	-
Add: Additions during the year		-	8,831,370.00
Less: Utilised during the year		-	-
Closing Balance		8,831,370.00	8,831,370.00
<b>TOTAL</b>		<b>142,335,525.53</b>	<b>201,977,046.95</b>

SCHEDULE - 3 - LONG TERM BORROWINGS

	SCH. NO.	2024 (RUPEES)	2023 (RUPEES)
1 <u>Car Loans form Axis Bank</u> (Secured by hypothecation of motor cars)		7,339,357.00	8,991,457.00
2 <u>Unsecured Loans</u>			
a Loans and Advances from others		43,970,439.00	61,868,452.00
<b>TOTAL</b>		<b>51,309,796.00</b>	<b>70,859,909.00</b>

SCHEDULE - 4 - LONG TERM PROVISIONS

	SCH. NO.	2024 (RUPEES)	2023 (RUPEES)
1 Gratuity Payable		5,262,588.00	2,778,177.00
<b>TOTAL</b>		<b>5,262,588.00</b>	<b>2,778,177.00</b>

SCHEDULE - 5 - SHORT TERM BORROWINGS

	SCH. NO.	2024 (RUPEES)	2023 (RUPEES)
1 <u>Loans repayable on demand :</u> (Secured by Hypothecation of Current Assets and Mortgage of Immovable Property - Office Building at Pimpri MIDC, Pune)			
a) From Banks - Axis Bank Cash Credit		249,327,831.74	177,339,959.25
b) From Banks - Axis Bank Over Draft		20,000,000.00	
2 <u>Loans repayable on demand :</u> (Unsecured)			
a) Loans and advances from related parties		-	33,818,089.00
<b>TOTAL</b>		<b>269,327,831.74</b>	<b>211,158,048.25</b>

SCHEDULE - 6 - TRADE PAYABLE

	SCH. NO.	2024 (RUPEES)	2023 (RUPEES)
1 Payable to MSME		29,068,051.00	144,643,409.00
2 Payable to Others		7,148,130.28	168,992,744.31
<b>TOTAL</b>		<b>36,216,181.28</b>	<b>313,636,153.31</b>



SCHEDULE - 7 - OTHER CURRENT LIABILITIES

	SCH. NO.	2024 (RUPEES)	2023 (RUPEES)
1 Expenses Payable		1,267,326.99	-
2 Employee Deposit		407,029.00	403,428.00
3 Income Tax Tax Deducted at Source Payable		773,340.93	1,157,357.76
4 Income Tax Tax Collected at Source Payable		25,104.76	-
5 Advance received from Customers		7,938,251.00	-
TOTAL		10,411,052.68	1,560,785.76

SCHEDULE - 8 - SHORT TERM PROVISIONS

	SCH. NO.	2024 (RUPEES)	2023 (RUPEES)
1 Salary Payable		1,721,103.86	126,406.00
2 Audit Fees Payable		400,000.00	256,500.00
3 Directors' Remuneration Payable		-	-
4 Income Tax Payable		-	24,842,918.00
5 Professional Fees Payable		-	303,573.00
6 Professional Tax Payable		6,000.00	7,800.00
7 Employees Provident Fund & State Insurance (ESI) Payable		18,660.00	24,276.00
8 Corporate Social Responsibility (CSR) Expenses Payable		-	1,667,750.00
TOTAL		2,145,763.86	27,229,223.00

PIOTEX TEXTTECH PVT LTD

SCHEDULES FORMING PART OF THE BALANCE SHEET

SCHEDULE - 10 - DEFERRED TAX LIABILITY / ASSET

	SCH. NO.	2024 (RUPEES)	2023 (RUPEES)
W.D.V. of Assets as per Companies Act, 2013		49,130,523.48	56,261,806.47
W.D.V. of Assets as per Income-tax Act, 1961		53,425,873.00	59,123,415.00
Disallowance U/S 40(a)(ia) of Income Tax Act		200,000.00	200,000.00
Timing Difference		(4,495,349.52)	(3,061,608.53)
Provision for Deferred Tax Liability / (Asset)		(1,131,390.00)	(770,546.00)

SCHEDULE - 11 - LONG TERM LOANS & ADVANCES

	SCH. NO.	2024 (RUPEES)	2023 (RUPEES)
1 Balances with Government Authorities [Unsecured, Considered Good] MVAT Deposit		- 25,000.00	- 25,000.00
2 Security Deposits [Unsecured, Considered Good]		680,440.67	-
TOTAL		705,440.67	25,000.00

SCHEDULE - 12 - INVENTORIES

	SCH. NO.	2024 (RUPEES)	2023 (RUPEES)
1 Raw Materials		-	-
2 Work in Progress		-	-
3 Finished Goods		117,578,613.75	91,607,908.64
4 Material in Transit		-	-
TOTAL		117,578,613.75	91,607,908.64



SCHEDULE - 13 - TRADE RECEIVABLES

	SCH. NO.	2024 (RUPEES)	2023 (RUPEES)
1 Trade Receivables [Outstanding for a period less than six months from the date they are due for payment]  Unsecured, Considered Good		227,744,566.88	570,633,558.16
2 Trade Receivables [Outstanding for a period exceeding six months from the date they are due for payment]  Unsecured, Considered Good		1,000,174.83	-
TOTAL		228,744,741.71	570,633,558.16

SCHEDULE - 14- CASH AND CASH EQUIVALENTS

	SCH. NO.	2024 (RUPEES)	2023 (RUPEES)
1 Balances with Banks on Current Account Axis Bank		16,047,416.39	43,692.79
2 Deposits With Scheduled Banks Fixed Deposit with Axis Bank		27,000,000.00	20,000,000.00
3 Cash on Hand		330,537.13	344,905.45
TOTAL		43,377,953.52	20,388,598.24

PIOTEX TEXTECH PVT LTD

SCHEDULES FORMING PART OF THE BALANCE SHEET

SCHEDULE - 15 - SHORT TERM LOANS & ADVANCES

	SCH. NO.	2024 (RUPEES)	2023 (RUPEES)
1 <u>Advances to Unrelated Parties</u> [Unsecured, Considered Good] Advances for Fixed Assets Purchases Advances to Suppliers		22,052,180.00 24,700,000.00	22,052,180.00 26,221,312.14
2 <u>Advances to Related Parties</u> [Unsecured, Considered Good]		21,580,860.00	2,096,658.00
3 <u>Advances to Employees</u> [Unsecured, Considered Good]		604,870.68	359,448.64
4 <u>Balances with Government Authorities</u> [Unsecured, Considered Good]			
a) Advance Income Tax & TDS		7,745,693.25	24,286,543.64
b) Goods & Service Tax Credit Receivable		1,575,065.26	1,626,184.55
c) MVAT Refund Receivable		-	921,384.00
TOTAL		78,258,669.19	77,563,710.97

PIOTEX TEXTECH PVT LTD

SCHEDULES FORMING PART OF THE BALANCE SHEET

SCHEDULE - 16 - OTHER CURRENT ASSETS

	SCH. NO.	2024 (RUPEES)	2023 (RUPEES)
1 Interest Accrued But not Due		2,599,404.00	1,875,675.68
2 Prepaid Expenses		1,650,632.77	858,169.11
3 Security Deposits [Unsecured, Considered Good]		-	15,383,000.00
TOTAL		4,250,036.77	18,116,844.79



PIOTEX TEXTECH PVT LTD

SCHEDULES FORMING PART OF THE BALANCE SHEET

SCHEDULE - 17 - REVENUE FROM OPERATIONS

	SCH. NO.	2024 (RUPEES)	2023 (RUPEES)
(a) Sale of Products		2,938,446,024.86	5,163,485,659.83
(b) Sale of Services		39,129,220.50	12,443,272.21
(c) Other operating revenues		6,685,129.89	6,838,118.38
Less:			
(d) Excise Duty		-	-
		2,984,260,375.25	5,182,767,050.42

SCHEDULE - 18 - OTHER INCOME

	SCH. NO.	2024 (RUPEES)	2023 (RUPEES)
(a) Discount Received		170,251.00	208,246.00
(b) Interest on Bank Deposits		1,915,376.00	1,110,756.00
(c) Interest on other Deposits and Loans		721,195.67	1,290,401.34
(d) Foreign Currency Fluctuation Gain		-	97,792.75
(e) Facility Usages Charges Received		54,066.00	-
(f) Purchase Incentives		1,648,337.50	-
(g) Rent received		506,000.00	-
(h) Other Income		902,161.83	4,958,937.01
TOTAL		5,917,388.00	7,666,133.10

SCHEDULE - 19 - PURCHASES OF TRADED GOODS

	SCH. NO.	2024 (RUPEES)	2023 (RUPEES)
(a) Cotton Bales		686,900,593.89	1,198,322,135.75
(b) Cotton Yarn		1,614,728,068.17	3,122,116,915.89
(c) Fabric		436,136,870.05	347,885,066.83
(d) Viscose Fiber		7,060,644.00	281,317,522.06
(e) Cotton Waste		80,149,367.50	102,742,840.38
(f) Stores Trading		29,740,821.67	-
TOTAL		2,854,716,365.28	5,052,384,480.91

SCHEDULE - 20 - CHANGES IN INVENTORIES OF FINISHED GOODS, WORK-IN-PROGRESS AND STOCK-IN-TRADE


	SCH. NO.	2024 (RUPEES)	2023 (RUPEES)
<b>Stock at the beginning of the year</b>			
Finished Goods (including goods in transit)		-	-
Work-in-Progress		-	-
Stock-in-trade (including goods in transit)		91,607,908.64	33,911,168.86
<b>Stock at the end of the year</b>			
Finished Goods (including goods in transit)		-	-
Work-in-Progress		-	-
Stock-in-trade (including goods in transit)		117,578,613.75	91,607,908.64

SCHEDULE - 21 - EMPLOYEE BENEFITS EXPENSE

	SCH. NO.	2024 (RUPEES)	2023 (RUPEES)
1 Salaries and Wages		17,234,164.00	18,698,640.00
2 Contribution to Provident Fund		124,979.00	177,686.00
3 Gratuity Expense		2,484,411.00	283,105.00
4 Staff Welfare Expenses		752,734.36	188,750.00
TOTAL		20,596,288.36	19,348,181.00

SCHEDULE - 22 - FINANCE COSTS

	SCH. NO.	2024 (RUPEES)	2023 (RUPEES)
a) Bank Charges		1,717,661.87	1,839,412.19
b) Interest on Loan from Banks		5,868,112.50	8,631,533.84
c) Interest on Loans from Others		22,393,341.75	5,658,222.00
		-	-
TOTAL		29,979,116.12	16,129,168.03



SCHEDULE - 23 - OTHER EXPENSES

	SCH. NO.	2024 (RUPEES)	2023 (RUPEES)
1 Freight		6,941,764.50	11,194,476.92
2 Labour Charges		2,329,413.00	1,524,539.00
3 Jobwork Charges paid		109,030,076.15	-
4 Directors Remuneration		11,400,000.00	11,400,000.00
5 Clearing & Forwarding Charges		-	717,446.00
6 Courier charges		38,864.00	95,969.24
7 Office Expenses		1,001,807.37	1,688,251.24
8 Power & Fuel		223,760.00	759,110.15
9 Rent		801,000.00	990,000.00
10 Printing & Stationery		133,658.00	72,605.00
11 Travelling - Domestic		2,816,779.79	2,331,131.94
12 Audit Fees		143,500.00	200,000.00
13 Professional & Legal Fees		907,424.20	3,194,596.75
14 Process outsource Contract		10,360,145.24	-
15 Telephone & Mobile Charges		135,887.21	132,715.18
16 Commission		7,118,336.09	4,515,890.05
17 Advertising & Marketing Expenses		-	785,099.95
18 Meals and Entertainment		-	509,003.62
19 Insurance Expense		1,460,631.11	1,744,233.83
20 Rates & Taxes		297,823.00	1,674,607.00
21 Repairs - Building		232,260.90	174,638.00
22 Repairs - Computers		303,569.17	263,819.68
23 Repairs - Others		141,403.38	611,594.85
24 Bad Debts & Amounts Written Off		-	757,899.41
25 Sales Promotion Expenses		174,500.00	6,795.00
26 Donation		-	24,000.00
27 Corporate Social Responsibility (CSR) Expenditure		-	1,667,750.00
28 Loss on Sale of Machinery		125,136.00	671,488.00
29 Loss on Futures Contract		7,372,641.60	11,490,464.40
30 Website Maintenance Charges		118,918.00	-
31 Discount		-	13,232.28
32 Security Charges		280,500.00	76,500.00
33 Testing Charges		83,615.42	-
34 Miscellaneous Expenses		20,832.00	7,783.86
<b>TOTAL</b>		<b>163,994,246.13</b>	<b>59,295,641.35</b>



PIOTEX TEXTTECH PRIVATE LIMITED  
Schedule No.9 : Fixed Assets and Depreciation  
Depreciation schedule as per Schedule II of Companies Act, 2013

All Tangible Fixed Assets

Particulars	Furniture & Fixtures	Computers	Electrical Installation & Equipment	Office Equipments	Motors Cars	Two Wheeler	Office Building	Plant & Machinery	Total
<b>Gross Block</b>									
Balance as at 01 April 2022	5,117,666.08	1,398,468.22	1,935,636.54	974,763.47	18,059,465.97	59,909.00	44,561,342.12	6,820,855.00	78,928,106.40
Additions during the year	29,000.00	314,493.64	240,320.71	163,357.62	-	-	204,011.38	1,921,488.00	951,183.35
Deletions during the year	-	-	-	-	-	-	-	-	-
Balance as at 31 March 2023	5,146,666.08	1,712,961.86	2,175,957.25	1,138,121.09	18,059,465.97	59,909.00	44,765,353.50	4,899,367.00	77,957,801.75
<b>Gross Block</b>									
Balance as at 01 April 2023	5,146,666.08	1,712,961.86	2,175,957.25	1,138,121.09	18,059,465.97	59,909.00	44,765,353.50	4,899,367.00	77,957,801.75
Additions during the year	-	120,337.50	-	-	-	132,763.00	194,861.40	625,136.00	447,961.90
Deletions during the year	-	-	-	-	-	-	89,291.00	-	714,427.00
Balance as at 31 March 2024	5,146,666.08	1,833,299.36	2,175,957.25	1,138,121.09	18,059,465.97	192,672.00	44,870,923.90	4,274,231.00	77,691,336.55
<b>Depreciation</b>									
Balance as at 01 April 2022	1,918,487.00	1,056,462.82	670,938.43	438,327.82	3,771,421.00	53,655.00	1,923,450.00	1,752,154.00	11,584,896.07
Charge for the year	905,045.00	341,048.54	1,064,974.94	741,898.73	4,462,785.00	1,953.00	2,036,167.00	569,760.00	10,123,632.21
Accumulated Depreciation on deletions	-	-	-	-	-	-	-	-	-
Balance as at 31 March 2023	2,823,532.00	1,397,511.36	1,735,913.37	1,180,226.55	8,234,206.00	55,608.00	3,959,617.00	2,321,914.00	21,708,528.28
<b>Depreciation</b>									
Balance as at 01 April 2023	2,823,532.00	1,397,511.36	1,735,913.37	1,180,226.55	8,234,206.00	55,608.00	3,959,617.00	2,321,914.00	21,708,528.28
Change for the year	601,380.00	212,364.89	268,042.00	42,105.46	3,068,861.00	3,615.00	1,940,296.00	812,331.46	6,906,890.35
Accumulated Depreciation on deletions	-	-	-	-	-	-	-	-	-
Balance as at 31 March 2024	3,424,912.00	1,609,876.25	2,003,955.37	1,138,121.09	11,303,067.00	59,223.00	5,899,913.00	3,134,245.46	28,573,313.17
<b>Net Block</b>									
As At 31 March 2023	2,323,134.08	315,450.50	440,043.88	-42,105.46	9,825,259.97	4,301.00	40,805,736.50	2,577,453.00	56,249,273.47
As At 31 March 2024	1,721,754.08	223,423.11	172,001.88	-	6,756,398.97	133,449.00	38,971,010.90	1,139,985.54	49,118,023.48



**B) Intangible Fixed Assets**

Particulars	Computer Software
<b>Gross Block</b>	
Balance as at 01 April 2022	250,000.00
Additions during the year	-
Deletions during the year	-
<b>Balance as at 31 March 2023</b>	<b>250,000.00</b>
<b>Gross Block</b>	
Balance as at 01 April 2023	250,000.00
Additions during the year	-
Deletions during the year	-
<b>Balance as at 31 March 2024</b>	<b>250,000.00</b>
<b>Depreciation</b>	
Balance as at 01 April 2022	227,183.00
Charge for the year	10,284.00
Accumulated Depreciation on deletions	-
<b>Balance as at 31 March 2023</b>	<b>237,467.00</b>
<b>Depreciation</b>	
Balance as at 01 April 2023	237,467.00
Charge for the year	33.00
Accumulated Depreciation on deletions	-
<b>Balance as at 31 March 2024</b>	<b>237,500.00</b>
<b>Net Block</b>	
As At 31 March 2023	12,533.00
<b>As At 31 March 2024</b>	<b>12,500.00</b>




PIOTEX TEXTTECH PVT LTD

SCHEDULES FORMING PART OF THE BALANCE SHEET

SCHEDULE - 24 - BASIC EARNING PER SHARE

	SCH NO.	2024 (RUPEES)	2023 (RUPEES)
<b>Earnings</b>			
Profit/ (loss) after tax available to equity Shareholders		(59,641,521.42)	66,705,986.80
<b>Number of shares</b>			
Number of shares at the beginning of the year		616,863.00	616,863.00
Number of shares at the end of the year		616,863.00	616,863.00
Weighted average number of shares used for the calculation of Basics earnings per share		616,863.00	616,863.00
Basic earnings/(loss) per share		(96.69)	108.14
<b>Diluted earning per share</b>			
		2024 (RUPEES)	2023 (RUPEES)
<b>Earnings</b>			
Profit/ (loss) after tax available to equity Shareholders		(59,641,521.42)	66,705,986.80
Add : Loss/expense on potential equity shares		NIL	NIL
Less : Profit/ income on potential equity shares		NIL	NIL
<b>Number of shares</b>			
Weighted average number of shares used for the calculation of Basics earnings per share		616,863.00	616,863.00
Effect of dilutive equity shares		NIL	NIL
Diluted earnings/(loss) per share		(96.69)	108.14

FOR ACHYUT EKHE & CO.  
Chartered Accountants  
Firm Registration No.114973W



CA. Sameer K. Ekhe  
Partner  
M.No.124933  
Place : Pune  
Date :16-09-2024



FOR AND ON BEHALF OF THE BOARD OF DIRECTORS  
PIOTEX TEXTTECH PRIVATE LIMITED



Abhay Asalkar  
Director  
DIN: 06851614



Yogesh Nimodiya  
Director  
DIN: 06851606

**PIOTEX TEXTECH PRIVATE LIMITED**  
**Cash flow statement**  
**For the year ended March 31, 2024**

Particulars	Amount Rs.	Amount Rs.
	2024	2023
<b>Cash flow from operating activities</b>		
Profit before tax	(60,002,365)	90,838,536
<b>Adjustments for:-</b>		
Depreciation/ amortisation	6,864,818	10,133,916
Interest paid on long term borrowings	6,771,765	5,653,300
Loss on Sale of Fixed Assets	125,136	671,488
Interest income	(1,915,376)	(2,401,157)
Operating profit before working capital changes	(48,156,023)	104,896,083
<b>Movement in working capital</b>		
Increase/ (decrease) in trade payables	(277,419,972)	217,792,259
Increase/ (decrease) in other current liabilities	8,850,267	(838,892)
(Increase)/ decrease in Trade Receivable	341,888,816	(392,084,322)
(Increase)/ decrease in inventories	(25,970,705)	(57,696,740)
(Increase)/ decrease in loans and advances	(1,375,399)	(30,151,735)
(Increase)/ decrease in other current assets	13,866,808	(4,061,900)
Increase/ (decrease) in provisions	(22,599,048)	(7,013,113)
Increase/ (decrease) in short term borrowings	58,169,783	151,613,041
Cash generated from operations	<b>47,254,528</b>	<b>(17,545,320)</b>
Direct taxes paid (net of refunds)	-	24,850,000
<b>Net cash flow from operating activities (A)</b>	<b>47,254,528</b>	<b>(42,395,320)</b>
<b>Cash flow from investing activities</b>		
Purchase of fixed assets	(447,962)	(951,183)
Sale of Fixed Assets	589,291	1,250,000
Interest received	1,915,376	2,401,157
<b>Net cash used in investing activities (B)</b>	<b>2,056,705</b>	<b>2,699,974</b>
<b>Cash flow from financing activities</b>		
Fresh Borrowings	-	46,148,956
Repayment of Term Loans	(19,550,113)	(818,543)
Interest on Long Term Loans	(6,771,765)	(5,653,300)
Receipt of Share Application Money	-	-
<b>Net Cash from financing activities (C)</b>	<b>(26,321,878)</b>	<b>39,677,113</b>
<b>Net increase/ (decrease) in cash and cash equivalents (A+B+C)</b>	<b>22,989,355</b>	<b>(18,233)</b>
<b>Cash and cash equivalents (as at March 31, 2023)</b>	<b>20,388,598</b>	<b>20,406,831</b>
<b>Cash and cash equivalents (as at March 31, 2024)</b>	<b>43,377,954</b>	<b>20,388,598</b>
<b>Components of cash and cash equivalents as at March 31, 2024</b>		
Balances with banks - On current account	16,047,416	43,693
Balances with banks - On fixed deposit account	27,000,000	20,000,000
Cash on Hand	330,537	344,905
	<b>43,377,954</b>	<b>20,388,598</b>

**Notes:**

- 1) Cash and cash equivalents at the of the year represent cash and cheques on hand and cash deposits with bank.
- 2) Cash flow statement is made using the indirect method.


As per our report of even date  
FOR ACHYUT EKHE & CO.  
Chartered Accountants  
Firm Registration No.114973W

  
CA. Sameer K. Ekhe  
Partner  
M.No.124933  
Place : Pune  
Date : 16-09-2024



FOR AND ON BEHALF OF THE BOARD OF DIRECTORS  
PIOTEX TEXTECH PRIVATE LIMITED

  
Abhay Asalkar  
Director  
DIN: 06851614

  
Yogesh Nimodiya  
Director  
DIN: 06851606