

PIOTEX TEXTECH PRIVATE LIMITED
F/II Block, Plot No.16/2, MIDC, Pimpri, Pune - 411018
CIN: U29262PN2012PTC144785

BALANCE SHEET AS AT 31ST MARCH, 2025

[All amounts in Rupees Lakhs, unless otherwise stated]

	SCH. NO.	2025	2024
I			
<u>EQUITY AND LIABILITIES</u>			
1			
SHARE HOLDERS' FUNDS			
Share Capital	1	61.69	61.69
Reserves & Surplus	2	1,464.07	1,423.36
Money Received against share warrants		-	-
2			
Share Application Money pending allotment		-	-
3			
NON CURRENT LIABILITIES			
(a) Long-Term Borrowings	3	404.48	513.10
(b) Deferred Tax Liabilities (Net)		-	-
(c) Other Long Term Liabilities	4	6.50	-
(d) Long-Term Provisions	5	11.51	52.62
4			
CURRENT LIABILITIES			
(a) Short-Term Borrowings	6	2,439.53	2,693.28
(b) Trade Payables	7		-
- total outstanding dues of micro enterprises and small enterprises; and		1,291.11	290.68
- total outstanding dues of creditors other than micro enterprises and small enterprises		125.69	71.48
(c) Other Current Liabilities	8	38.15	104.10
(d) Short-Term Provisions	9	23.02	21.46
TOTAL		5,865.75	5,231.77
II			
<u>ASSETS</u>			
1			
NON CURRENT ASSETS			
(a) Property, Plant and Equipment and Intangible assets			
(i) Property, Plant and Equipment	10	1,105.22	491.18
(ii) Intangible Assets	10	0.13	0.13
(iii) Capital work-in-progress	10	-	-
(iv) Intangible Assets under development	10	-	-
(b) Non-Current Investments		-	-
(c) Deferred Tax Assets (Net)	11	7.23	11.31
(d) Long-Term Loans and Advances	12	230.40	7.05
(e) Other non-current assets		-	-
2			
CURRENT ASSETS			
(a) Current Investments		-	-
(b) Inventories	13	1,375.83	1,175.79
(c) Trade receivables	14	2,499.77	2,287.45
(d) Cash and cash equivalents	15	276.27	433.78
(e) Short-Term Loans and Advances	16	303.52	782.59
(f) Other current assets	17	67.38	42.49
TOTAL		5,865.75	5,231.77
NOTES FORMING PART OF THE ACCOUNTS			

FOR ACHYUT EKHE & CO.
Chartered Accountants
Firm Registration No.114973W


CA. Sameer K. Ekhe
Partner
M.No.124933
Place : Pune
Date :



FOR AND ON BEHALF OF THE BOARD OF DIRECTOR
PIOTEX TEXTECH PRIVATE LIMITED


Abhay Asalkar
Director
DIN: 06851614


Yogesh Nimodija
Director
DIN: 06851606



PIOTEX TEXTECH PRIVATE LIMITED

F/II Block, Plot No.16/2, MIDC, Pimpri, Pune - 411018


CIN: U29262PN2012PTC144785

PROFIT AND LOSS ACCOUNT FOR THE YEAR ENDED 31ST MARCH 2025


[All amounts in Rupees Lakhs, unless otherwise stated]

	SCH. NO.	2025	2024
1 Revenue from Operations	18	13,493.38	29,842.60
2 Other Income	19	53.36	59.17
3 TOTAL INCOME (1+2)		13,546.74	29,901.77
4 EXPENSES			
Purchases of traded goods	20	13,059.59	28,547.16
Changes in inventories of finished goods & work-in-progress	21	(200.04)	(259.71)
Employee Benefits Expense	22	20.99	205.96
Finance costs	23	289.28	299.79
Depreciation and amortization expense	10	50.37	68.65
Other expenses	24	281.75	1,639.94
TOTAL EXPENSES		13,501.94	30,501.79
5 Profit before Exceptional Items and tax (3-4)		44.80	(600.02)
6 Exceptional Items		-	-
7 Profit before Extraordinary Items and tax (5-6)		44.80	(600.02)
8 Extraordinary Items		-	-
9 PROFIT BEFORE TAX		44.80	(600.02)
10 Tax Expense:			
(i) Current Tax		-	
(ii) Deferred Tax		4.08	(3.61)
11 PROFIT / (LOSS) FOR THE PERIOD (10-11)		40.72	(596.41)
12 Earnings per equity share :	25		
(i) Basic		6.60	(96.68)
(ii) Diluted		6.60	(96.68)

FOR ACHYUT EKHE & CO.
Chartered Accountants
Firm Registration No.114973W



CA. Sameer K. Ekhe
Partner
M.No.124933
Place : Pune
Date :



FOR AND ON BEHALF OF THE BOARD OF DIRECTOR
PIOTEX TEXTECH PRIVATE LIMITED



Abhay Asalkar
Director
DIN: 06851614



Yogesh Nimodiya
Director
DIN: 06851606



PIOTEX TEXTECH PRIVATE LIMITED

Cash flow statement

For the year ended March 31, 2025


[All amounts in Rupees Lakhs, unless otherwise stated]

Particulars	2025	2024
Cash flow from operating activities		
Profit before tax	44.80	(600.02)
Adjustments for:-		
Depreciation/ amortisation	50.37	68.65
Interest paid on long term borrowings	20.59	67.72
Loss / (Profit) on Sale of Fixed Assets	(3.49)	1.25
Interest income	(21.23)	(19.15)
Operating profit before working capital changes	91.05	(481.56)
Movement in working capital		
Increase/ (decrease) in other long-term liabilities	6.50	-
Increase/ (decrease) in trade payables	1,054.64	(2,774.20)
Increase/ (decrease) in other current liabilities	(65.96)	88.50
(Increase)/ decrease in Trade Receivable	(212.33)	3,418.89
(Increase)/ decrease in inventories	(200.04)	(259.71)
(Increase)/ decrease in loans and advances	255.72	(13.75)
(Increase)/ decrease in other current assets	(24.88)	138.67
Increase/ (decrease) in provisions	(39.55)	(225.99)
Increase/ (decrease) in short term borrowings	(253.74)	581.70
Cash generated from operations	611.40	472.55
Direct taxes paid (net of refunds)	-	-
Net cash flow from operating activities	(A) 611.40	472.55
Cash flow from investing activities		
Purchase of fixed assets	(668.33)	(4.48)
Sale of Fixed Assets	7.40	5.89
Interest received	21.23	19.15
Net cash used in investing activities	(B) (639.70)	20.57
Cash flow from financing activities		
Fresh Borrowings	-	-
Repayment of Term Loans	(108.62)	(195.50)
Interest on Long Term Loans	(20.59)	(67.72)
Receipt of Share Application Money	-	-
Net Cash from financing activities	(C) (129.21)	(263.22)
Net increase/ (decrease) in cash and cash equivalents (A+B+C)	(157.51)	229.89
Cash and cash equivalents (as at March 31, 2024)	433.78	203.89
Cash and cash equivalents (as at March 31, 2025)	276.27	433.78
Components of cash and cash equivalents as at March 31, 2025		
Balances with banks - On current account	3.59	160.47
Balances with banks - On fixed deposit account	270.00	270.00
Cash on Hand	2.69	3.31
	276.27	433.78

Notes:

- 1) Cash and cash equivalents at the of the year represent cash and cheques on hand and cash deposits with bank.
- 2) Cash flow statement is made using the indirect method.

As per our report of even date
FOR ACHYUT EKHE & CO.
Chartered Accountants
Firm Registration No.114973W


CA. Sameer K. Ekhe
Partner
M.No.124933



FOR AND ON BEHALF OF THE BOARD OF DIRECTORS
PIOTEX TEXTECH PRIVATE LIMITED


Abhay Asalkar
Director
DIN: 06851614


Yogesh Nimodiya
Director
DIN: 06851606



PIOTEX TEXTTECH PVT LTD

SCHEDULES FORMING PART OF THE BALANCE SHEET

SCHEDULE - 1 - SHARE CAPITAL

	SCH. NO.	2025	2024
AUTHORISED 30,00,000 Equity Shares of Rs.10/- each		300.00	300.00
		300.00	300.00
ISSUED, SUBSCRIBED & PAID UP 6,16,863 Equity Shares of Rs.10/- each		61.69	61.69
TOTAL		61.69	61.69

Disclosure pursuant to Part I of Schedule III of the Companies Act, 2013

Reconciliation of the number of shares outstanding at the beginning and at the end of the reporting period:


		2025 (Numbers)	2024 (Numbers)
EQUITY SHARES			
Shares outstanding at the beginning of the year [Numbers: 6,16,863 (April 1, 2024) [Numbers: 6,16,863 (April 1, 2023)		6,16,863	6,16,863
Shares issued during the year [Numbers: NIL (March 31, 2025) [Numbers: NIL (March 31, 2024)		-	-
Shares outstanding at the end of the year [Numbers: 6,16,863 (March 31, 2025) [Numbers: 6,16,863 (March 31, 2024)		6,16,863	6,16,863

No of shares held by each shareholder holding more than 5 percent shares of the company are as follows:

NAME OF SHAREHOLDER	CLASS OF SHARE	2025 (Numbers)	2024 (Numbers)
MR ABHAY SHRIRAM ASALKAR Number of Shares Percentage of Holding	EQUITY EQUITY	2,52,984.00 41.01%	2,52,984.00 41.01%
MR YOGESH OMPRAKASH NIMODIYA Number of Shares Percentage of Holding	EQUITY EQUITY	2,52,984.00 41.01%	2,52,984.00 41.01%
MRS CHAITALI ABHAY ASALKAR Number of Shares Percentage of Holding	EQUITY EQUITY	55,448.00 8.99%	55,448.00 8.99%
MRS SANDHYA YOGESH NIMODIYA Number of Shares Percentage of Holding	EQUITY EQUITY	55,448.00 8.99%	55,448.00 8.99%

Shares held by Promoters

Current Reporting Period				
Sr No.	Promotor's Name	No of shares	% of total shares	% Change during the year
	MR ABHAY SHRIRAM ASALKAR	2,52,984	41.01%	41.01%
	MR YOGESH OMPRAKASH NIMODIYA	2,52,984	41.01%	41.01%



Previous Reporting Period				
Sr No.	Promotor's Name	No of shares	% of total shares	% Change during the year
	MR ABHAY SHRIRAM ASALKAR	2,52,984	41.01%	41.01%
	MR YOGESH OMPRAKASH NIMODIYA	2,52,984	41.01%	41.01%

The Company has one class of shares referred to as equity shares having a par value of Rs.10.
Each holder of equity share is entitled to one vote per share.

The Company declares and pays dividends in Indian rupees.

PIOTEX TEXTECH PVT LTD

SCHEDULES FORMING PART OF THE BALANCE SHEET

SCHEDULE 2 - RESERVES AND SURPLUS

	SCH. NO.	2025	2024
<u>Profit & Loss Account Balance</u>			
Opening Balance		1,335.04	1,931.46
Add/(Less): Net Profit/(Loss) for the year		40.72	(596.42)
Less: Proposed Dividends on Equity Shares		-	-
Less: Dividend Distribution Tax (DDT) thereon		-	-
Less: Issue of Bonus Shares		-	-
Closing Balance		1,375.76	1,335.04
<u>Securities Premium</u>			
Opening Balance		88.31	88.31
Add: Additions during the year		-	-
Less: Utilised during the year		-	-
Closing Balance		88.31	88.31
TOTAL		1,464.07	1,423.35

SCHEDULE - 3 - LONG TERM BORROWINGS

	SCH. NO.	2025	2024
1 <u>Car Loans form Axis Bank</u> (Secured by hypothecation of motor cars)		54.96	73.39
2 <u>Unsecured Loans</u>			
a Loans and Advances from others		349.52	439.70
TOTAL		404.48	513.09

SCHEDULE - 4 - OTHER LONG TERM LIABILITIES

	SCH. NO.	2025	2024
1 Rent Security Deposit		6.50	-
TOTAL		6.50	-

SCHEDULE - 5 - LONG TERM PROVISIONS

	SCH. NO.	2025	2024
1 Gratuity Payable		11.51	52.63
TOTAL		11.51	52.63



SCHEDULE - 6 - SHORT TERM BORROWINGS

	SCH. NO.	2025	2024
1 Loans repayable on demand : (Secured by Hypothecation of Current Assets and Mortgage of Immovable Property - Office Building at Pimpri MIDC, Pune)			
a) From Banks - Axis Bank Cash Credit		2,439.53	2,493.28
b) From Banks - Axis Bank Over Draft			200.00
2 Loans repayable on demand : (Unsecured)			
a) Loans and advances from related parties		-	-
TOTAL		2,439.53	2,693.28

SCHEDULE - 7 - TRADE PAYABLE

	SCH. NO.	2025	2024
1 Payable to MSME		1,291.11	290.68
2 Payable to Others		125.69	71.48
TOTAL		1,416.80	362.16

SCHEDULE - 8 - OTHER CURRENT LIABILITIES

	SCH. NO.	2025	2024
1 Expenses Payable			12.67
2 Security Deposit		0.03	4.07
3 Income Tax Tax Deducted at Source Payable		10.88	7.73
4 Income Tax Tax Collected at Source Payable		-	0.25
5 Goods & Service Tax (GST) Payable		12.24	-
7 Advance received from Customers		15.00	79.38
TOTAL		38.15	104.10

SCHEDULE - 9 - SHORT TERM PROVISIONS

	SCH. NO.	2025	2024
1 Salary Payable		2.88	17.21
2 Audit Fees Payable		3.34	4.00
3 Directors' Remuneration Payable		-	-
4 Income Tax Payable		-	-
5 Professional Fees Payable		-	-
6 Professional Tax Payable		0.02	0.06
7 Employees Provident Fund & State Insurance (ESI) Payable		0.06	0.19
8 Interest Payable On Axis Bank CC		16.36	-
9 Interest Payable On Car Loan		0.36	-
TOTAL		23.02	21.46



PIOTEX TEXTTECH PRIVATE LIMITED
Schedule No. 10 : Fixed Assets and Depreciation
Depreciation schedule as per Schedule II of Companies Act, 2013

A) Tangible Fixed Assets

Particulars	Furniture & Fixtures	Computers	Electrical Installation & Equipment	Office Equipments	Motors Cars	Two Wheeler	Land	Office Building	Plant & Machinery	Total
Gross Block										
Balance as at 01 April 2023	51.47	17.13	21.76	11.38	180.59	0.60	-	447.65	48.99	779.58
Additions during the year	-	1.20	-	-	-	1.33	-	1.95	-	4.48
Deletions during the year	-	-	-	-	-	-	-	0.89	6.25	7.14
Balance as at 31 March 2024	51.47	18.33	21.76	11.38	180.59	1.93	-	448.71	42.74	776.91
Gross Block										
Balance as at 01 April 2024	51.47	18.33	21.76	11.38	180.59	1.93	-	448.71	42.74	776.91
Additions during the year	-	-	-	-	-	-	665.91	2.42	-	668.33
Deletions during the year	-	-	0.28	-	-	0.03	-	-	3.61	3.92
Balance as at 31 March 2025	51.47	18.33	21.48	11.38	180.59	1.90	665.91	451.13	39.13	1,441.33
Depreciation										
Balance as at 01 April 2023	28.24	13.98	17.36	11.80	82.34	0.56	-	39.60	23.22	217.09
Charge for the year	6.01	2.12	2.68	-	30.69	0.04	-	19.40	8.12	69.07
Accumulated Depreciation on deletions	-	-	-	0.42	-	-	-	-	-	0.42
Balance as at 31 March 2024	34.25	16.10	20.04	11.38	113.03	0.59	-	59.00	31.34	285.73
Depreciation										
Balance as at 01 April 2024	34.25	16.10	20.04	11.38	113.03	0.59	-	59.00	31.34	285.73
Charge for the year	4.46	1.10	-	-	21.11	0.41	-	23.18	0.11	50.37
Accumulated Depreciation on deletions	-	-	-	-	-	-	-	-	-	-
Balance as at 31 March 2025	38.71	17.20	20.04	11.38	134.14	1.01	-	82.18	31.45	336.11
Net Block										
As At 31 March 2024	17.22	2.23	1.72	-	67.56	1.33	-	389.71	11.40	491.18
As At 31 March 2025	12.76	1.13	1.44	-	46.47	0.89	665.91	368.94	7.68	1,105.22



PIOTEX TEXTECH PRIVATE LIMITED
Schedule No. 10 : Fixed Assets and Depreciation
Depreciation schedule as per Schedule II of Companies Act, 2013
B) Intangible Fixed Assets

Particulars	Computer Software
Gross Block	2.50
Balance as at 01 April 2023	-
Additions during the year	-
Deletions during the year	-
Balance as at 31 March 2024	2.50
Gross Block	2.50
Balance as at 01 April 2024	-
Additions during the year	-
Deletions during the year	-
Balance as at 31 March 2025	2.50
Depreciation	2.37
Balance as at 01 April 2023	0.00
Charge for the year	-
Accumulated Depreciation on deletions	-
Balance as at 31 March 2024	2.38
Depreciation	2.38
Balance as at 01 April 2024	-
Charge for the year	-
Accumulated Depreciation on deletions	-
Balance as at 31 March 2025	2.38
Net Block	0.13
As At 31 March 2024	0.13
As At 31 March 2025	0.13

C) Capital Work-in-Progress

Particulars	Building
Balance as at 01 April 2023	-
Additions during the FY 2023-24	-
Assets capitalised during FY 2023-24	-
Balance as at 31 March 2024	-
Balance as at 01 April 2024	-
Additions during the FY 2024-25	-
Assets capitalised during FY 2024-25	-
Balance as at 31 March 2025	-



PIOTEX TEXTECH PVT LTD

SCHEDULES FORMING PART OF THE BALANCE SHEET

SCHEDULE - 11 - DEFERRED TAX LIABILITY / ASSET

	SCH. NO.	2025	2024
		1,105.34	491.31
W.D.V. of Assets as per Companies Act, 2013		1,133.31	534.26
W.D.V. of Assets as per Income-tax Act, 1961		0.75	2.00
Disallowance U/S 40(a)(ia) of Income Tax Act		(28.72)	(44.95)
Timing Difference		(7.23)	(11.31)
Provision for Deferred Tax Liability / (Asset)			

SCHEDULE - 12 - LONG TERM LOANS & ADVANCES

	SCH. NO.	2025	2024
1 Balances with Government Authorities [Unsecured, Considered Good] Advance Income Tax (Deposit against Stay Application) MVAT Deposit		227.31 0.25 2.84	- 0.25 6.80
2 Security Deposits [Unsecured, Considered Good]			
TOTAL		230.40	7.05

SCHEDULE - 13 - INVENTORIES

	SCH. NO.	2025	2024
1 Raw Materials		-	-
2 Work in Progress		-	-
3 Finished Goods		1,375.83	1,175.79
4 Material in Transit		-	-
TOTAL		1,375.83	1,175.79

SCHEDULE - 14 - TRADE RECEIVABLES

	SCH. NO.	2025	2024
1 Trade Receivables [Outstanding for a period less than six months from the date they are due for payment] Unsecured, Considered Good		2,499.17	2,277.45
2 Trade Receivables [Outstanding for a period exceeding six months from the date they are due for payment] Unsecured, Considered Good		0.60	10.00
TOTAL		2,499.77	2,287.45

SCHEDULE - 15- CASH AND CASH EQUIVALENTS

	SCH. NO.	2025	2024
1 <u>Balances with Banks on Current Account</u> Axis Bank Indrayani Co-operative Bank Ltd.		3.53 0.05	160.47
2 <u>Deposits With Scheduled Banks</u> Fixed Deposit with Axis Bank		270.00	270.00
3 Cash on Hand		2.69	3.31
TOTAL		276.27	433.78



PIOTEX TEXTECH PVT LTD

SCHEDULES FORMING PART OF THE BALANCE SHEET

SCHEDULE - 16 - SHORT TERM LOANS & ADVANCES

	SCH. NO.	2025	2024
1 <u>Advances to Unrelated Parties</u> [Unsecured, Considered Good]		-	220.52
Advances for Fixed Assets Purchases		72.57	247.00
Advances to Suppliers			
2 <u>Advances to Related Parties</u> [Unsecured, Considered Good]		119.08	215.81
3 Advances to Employees [Unsecured, Considered Good]		13.25	6.05
4 Balances with Government Authorities [Unsecured, Considered Good]		98.62	77.46
a) Advance Income Tax & TDS		-	15.75
b) Goods & Service Tax Credit Receivable		-	-
c) MVAT Refund Receivable		-	-
TOTAL		303.52	782.59

PIOTEX TEXTECH PVT LTD

SCHEDULES FORMING PART OF THE BALANCE SHEET

SCHEDULE - 17 - OTHER CURRENT ASSETS

	SCH. NO.	2025	2024
1 Interest Accrued But not Due		45.10	25.99
2 Prepaid Expenses		22.28	16.51
3 Security Deposits [Unsecured, Considered Good]		-	-
		67.38	42.50



PIOTEX TEXTTECH PVT LTD

SCHEDULES FORMING PART OF THE BALANCE SHEET

SCHEDULE - 18 - REVENUE FROM OPERATIONS

		SCH. NO.	2025	2024
(a)	Sale of Products		13,327.17	29,384.46
(b)	Sale of Services		154.97	391.29
(c)	Other operating revenues		11.24	66.85
	Less:		-	-
(d)	Excise Duty			
			13,493.38	29,842.60

SCHEDULE - 19 - OTHER INCOME

		SCH. NO.	2025	2024
(a)	Discount Received		1.15	1.70
(b)	Interest on Bank Deposits		21.23	19.15
(c)	Interest on other Deposits and Loans		8.39	7.21
(d)	Interest on Delayed Payment Received		0.62	-
(e)	Facility Usages Charges Received		-	0.54
(f)	Purchase Incentives		-	16.48
(g)	Rent received		16.48	5.06
(h)	Other Income		2.00	9.03
(i)	Profit on sale of fixed asset		3.49	-
			53.36	59.17
TOTAL				

SCHEDULE - 20 - PURCHASES OF TRADED GOODS

		SCH. NO.	2025	2024
(a)	Cotton Bales		3,716.59	6,869.01
(b)	Cotton Yarn		8,592.64	16,147.28
(c)	Fabric		494.38	4,361.37
(d)	Viscose Fiber			70.61
(e)	Cotton Waste		235.52	801.49
(f)	Stores Trading		20.46	297.40
			13,059.59	28,547.16
TOTAL				

SCHEDULE - 21 - CHANGES IN INVENTORIES OF FINISHED GOODS, WORK-IN-PROGRESS AND STOCK-IN-TRADE

		SCH. NO.	2025	2024
Stock at the beginning of the year			-	-
	Finished Goods (including goods in transit)		-	-
	Work-in-Progress		1,175.79	916.08
	Stock-in-trade (including goods in transit)			
Stock at the end of the year			-	-
	Finished Goods (including goods in transit)		-	-
	Work-in-Progress		1,375.83	1,175.79
	Stock-in-trade (including goods in transit)			

SCHEDULE - 22 - EMPLOYEE BENEFITS EXPENSE

		SCH. NO.	2025	2024
1	Salaries and Wages		57.55	172.34
2	Contribution to Provident Fund		0.57	1.25
3	Gratuity Expense		(38.79)	24.84
4	Staff Welfare Expenses		1.66	7.53
			20.99	205.96
TOTAL				



SCHEDULE - 23 - FINANCE COSTS

		SCH. NO.	2025	2024
			22.81	17.18
a)	Bank Charges		238.36	223.93
b)	Interest on Loan from Banks		28.11	58.68
c)	Interest on Loans from Others		-	
TOTAL			289.28	299.79

SCHEDULE - 24 - OTHER EXPENSES

		SCH. NO.	2025	2024
			35.60	69.42
1	Freight		1.34	23.29
2	Labour Charges		75.84	1,090.30
3	Jobwork Charges paid		58.00	114.00
4	Directors Remuneration		0.10	0.39
5	Courier charges		3.29	10.02
6	Office Expenses		2.47	2.24
7	Power & Fuel		5.23	8.01
8	Rent		0.82	1.34
9	Printing & Stationery		6.04	28.17
10	Travelling - Domestic		0.75	1.44
11	Audit Fees		7.31	9.07
12	Professional & Legal Fees		16.75	103.60
13	Process outsource Contract		0.86	1.36
14	Telephone & Mobile Charges		23.27	71.18
15	Commission		1.10	-
16	Advertising & Marketing Expenses		21.81	14.60
17	Insurance Expense		0.70	2.98
18	Rates & Taxes		0.37	2.32
19	Repairs - Building		1.15	3.04
20	Repairs - Computers		3.49	1.41
21	Repairs - Others		-	1.75
22	Sales Promotion Expenses		-	1.25
23	Loss on Sale of Machinery		-	73.73
24	Loss on Futures Contract		0.98	1.19
25	Website Maintenance Charges		3.53	2.80
26	Security Charges		0.10	0.84
27	Testing Charges		9.91	-
28	Prior Period Expenses - Mill		0.94	0.20
29	Miscellaneous Expenses			
TOTAL			281.75	1,639.94

