



Adler Bizsol LLP  
Balance Sheet as at 31 March 2025

(Amount in Rs.)

	Particulars	Note	31 March 2025	31 March 2024
I	<b>EQUITY AND LIABILITIES</b>			
1	<b>Partners' Funds</b>			
(a)	Partners' Capital Account			
	(i) Partners' Contribution	3(a)	50,000	50,000
	(ii) Partners' Current Account	3(b)	90,95,983	7,93,804
(b)	Reserves and surplus		91,45,983	8,43,804
2	<b>Non-current liabilities</b>			
(a)	Long-term borrowings	4	1,54,44,437	-
(b)	Deferred tax liabilities (Net)		-	-
(c)	Other long-term liabilities		-	-
(d)	Long-term provisions	5	-	-
			1,54,44,437	-
5	<b>Current liabilities</b>			
(a)	Short-term borrowings		-	-
(b)	<b>Trade payables</b>	6		
	Total outstanding dues of micro, small and medium enterprises		-	-
(i)				
	Total outstanding dues of creditors other than micro, small and medium enterprises		3,58,73,147	7,48,69,870
(ii)				
(c)	Other current liabilities	7	55,416	4,84,855
(d)	Short-term provisions	5	40,000	30,000
			3,59,68,563	7,53,84,724
	<b>Total</b>		<b>6,05,58,983</b>	<b>7,62,28,529</b>
II	<b>ASSETS</b>			
1	<b>Non-current assets</b>			
(a)	Property, Plant and Equipment and Intangible assets			
(i)	Property, Plant and Equipment	8	2,27,892	6,37,617
(ii)	Intangible assets		-	-
(iii)	Capital work in progress		-	-
(iv)	Intangible asset under development		-	-
(b)	Non-current investments		-	-
(c)	Deferred tax assets (Net)		-	-
(d)	Long Term Loans and Advances	9	-	-
(e)	Other non-current assets	10	1,88,88,740	2,00,00,000
			1,91,16,632	2,06,37,617
2	<b>Current assets</b>			
(a)	Current investments		-	-
(b)	Inventories	11	-	-
(c)	Trade receivables	12	8,61,717	10,97,732
(d)	Cash and bank balances	13	2,92,056	15,84,145
(e)	Short Term Loans and Advances	9	2,97,53,410	4,27,13,410
(f)	Other current assets	14	1,05,35,168	1,01,95,626
			4,14,42,351	5,55,90,913
	<b>Total</b>		<b>6,05,58,983</b>	<b>7,62,28,529</b>
	Brief about the Entity	1	For Achyut Ekhe & Co Chartered Accountants FRN-114973W 	
	Summary of significant accounting policies	2		
	The accompanying notes are an integral part of the financial statements			



For ADLER BIZSOL LLP

  
Partner

  
Partner

C.A. Sameer K. Ekhe  
Partner  
M.No. 124933



## Adler Bizzsol LLP

## Statement of Profit and Loss for the year ended 31 March 2025

(Amount in Rs.)

Particulars		Note	31 March 2025	31 March 2024
I	Revenue from operations	15	13,85,19,981	1,55,19,26,790
II	Other Income	16	42,65,468	51,71,914
III	<b>Total Income (I+II)</b>		<b>14,27,85,449</b>	<b>1,55,70,98,704</b>
IV	<b>Expenses:</b>			
(a)	Cost of goods sold	17	13,29,71,495	1,55,09,38,230
(b)	Employee benefits expense	18	7,38,346	54,59,815
(c)	Finance costs	19	-	4,82,272
(d)	Depreciation and amortization expense	20	49,829	1,07,780
(e)	Other expenses	21	7,23,600	76,48,749
	<b>Total expenses</b>		<b>13,44,83,270</b>	<b>1,56,46,36,847</b>
V	<b>Profit/(loss) before exceptional and extraordinary items, partners' remuneration and tax (III- IV)</b>		<b>83,02,179</b>	<b>-75,38,143</b>
VI	Exceptional items (specify nature & provide note/delete if none)		-	-
VII	<b>Profit/(loss) before extraordinary items, partners' remuneration and tax (V-VI)</b>		<b>83,02,179</b>	<b>-75,38,143</b>
VIII	Extraordinary Items (specify nature & provide note/delete if none)		-	-
IX	<b>Profit before Partners' Remuneration and tax (VII-VIII)</b>		<b>83,02,179</b>	<b>-75,38,143</b>
X	Partners' Remuneration		-	-
XI	<b>Profit before Tax (IX-X)</b>		<b>83,02,179</b>	<b>-75,38,143</b>
XII	Tax expense:			
(a)	Current tax		-	-
(b)	Excess/ Short provision of tax relating to earlier years		-	-
(c)	Deferred tax charge/ (benefit)	0	-	-
			-	-
XIII	<b>Profit/(Loss) for the period from continuing operations (XI-XII)</b>		<b>83,02,179</b>	<b>-75,38,143</b>
XIV	Profit/(loss) from discontinuing operations		-	-
XV	Tax expense of discontinuing operations		-	-
XVI	<b>Profit/(loss) from discontinuing operations (after tax) (XIV-XV)</b>		<b>-</b>	<b>-</b>
XVII	<b>Profit/(Loss) for the year (XIII+XVI)</b>		<b>83,02,179</b>	<b>-75,38,143</b>
	The accompanying notes are an integral part of the financial statements			



For ADLER BIZZSOL LLP

  
Partner


  
Partner

For Achyut Ekhe & Co  
Chartered Accountants  
FRN-114973W

C.A. Sameer K. Ekhe  
Partner  
M No. 124933



Adler Bizsol LLP

Notes forming part of the Financial Statements for the year ended, 31st March, 2025

Note - 3(a) Partners Contribution Account

(Amount in Rs.)										
Sr. No.	Name of Partner	Agreed contribution	Share of profit/ (loss) (%)	As at 1st April 2024 (Opening Balance)	Introduced/contr ibuted during the year	Remuneration for the year	Interest for the year	Withdrawals during the year	Share of Profit / Loss for the year	As at 31st March 2025 (Closing Balance)
1	Abhya Asalkar	25,000	50.00%	25,000	-	-	-	-	-	25,000
2	Yogesh Nimodiya	25,000	50.00%	25,000	-	-	-	-	-	25,000
				50,000	-	-	-	-	-	50,000
	Previous Year (PY)			50,000	-	-	-	-	-	50,000

Note - 3(b) Partners Current Account

(Amount in Rs.)										
Sr. No.	Name of Partner	Share of profit/ (loss) (%)	As at 1st April 2024 (Opening Balance)	Introduced/con tributed during the year	Remuneration for the year	Interest for the year	Withdrawals during the year	Share of Profit / Loss for the year	As at 31st March 2025 (Closing Balance)	
1	Abhya Asalkar	50.00%	3,96,902	-	-	-	-	41,51,089	45,47,991	
2	Yogesh Nimodiya	50.00%	3,96,902	-	-	-	-	41,51,089	45,47,991	
			7,93,804	-	-	-	-	-75,38,143	90,95,983	
	Previous Year (PY)		1,00,79,215	-	-	-	17,47,267	-75,38,143	7,93,804	



Adler Bizsol LLP  
Notes forming part of the Financial Statements for the year ended 31st March, 2025

(Amount in Rs.)

	Long Term		Short Term	
	31 March 2025	31 March 2024	31 March 2025	31 March 2024
<b>4 Borrowings</b>				
<u>Secured</u>				
(a) Term loans from banks from other parties	-	-	-	-
(b) Loans repayable on demand from banks from other parties	NA NA	NA NA	- -	- -
(c) Deferred payment liabilities	-	-	-	-
(d) Loans and advances from related parties	1,54,44,437	-	-	-
(e) Long term/current maturities of finance lease obligation	-	-	-	-
(f) Other loans advances (specify nature)	-	-	-	-
<b>Total (A)</b>	<b>1,54,44,437</b>	-	-	-
<u>Unsecured</u>				
(a) Term loans from banks from other parties	-	-	-	-
(b) Loans repayable on demand from banks from other parties	NA NA	NA NA	NA NA	27,51,435
(c) Deferred payment liabilities	-	-	-	-
(d) Loans and advances from related parties	-	-	-	-
(e) Long term/current maturities of finance lease obligation	-	-	-	-
(f) Other loans advances (specify nature)	-	-	-	-
<b>Total (B)</b>	-	-	-	<b>27,51,435</b>
<b>Total (A) + (B)</b>	<b>1,54,44,437</b>	-	-	<b>27,51,435</b>



Adler Bizsol LLP  
Notes forming part of the Financial Statements for the year ended 31st March, 2025

	Long term		Short term	
	31 March 2025	31 March 2024	31 March 2025	31 March 2024
<b>5 Provisions</b>				
(a) Other provisions	-	-	-	-
Provision for Income tax	-	-	-	-
Other Provisions (Please Specify - eg/- Provision for warranties / Provision for Sales Return)	-	-	-	-
Professional Fee Payable	-	-	40,000	52,285
<b>Total Provisions</b>	-	-	<b>40,000</b>	<b>52,285</b>
<b>6 Trade payables</b>				
(a) Total outstanding dues of micro, small and medium enterprises			-	5,54,28,700
(b) Total outstanding dues of creditors other than micro, small and medium enterprises			3,58,73,147	4,43,90,285
<b>Total Trade payables</b>			<b>3,58,73,147</b>	<b>9,98,18,985</b>
<b>7 Other current liabilities</b>				
(a) Current maturities of finance lease obligations (Refer note XX)			-	-
(b) Goods and Service tax payable(RCM)			-	8,179
(c) TDS payable			400	3,88,475
(d) Profession Tax Payable			53,481	1,800
(e) Salary Payable			-	11,760
(f) Employee Provident Fund Payable			-	6,276
(g) Employee Deposit			1,535	2,58,143
<b>Total Other current liabilities</b>			<b>55,416</b>	<b>6,74,633</b>




Adler Bizsol LLP  
Notes forming part of the Financial Statements for the year ended 31st March, 2025

(Amount in Rs.)

8 Property, Plant and Equipment and Intangible Assets (owned assets)

Particulars /Assets	TANGIBLE ASSETS							Total
	Freehold land	Buildings	Plant and Equipment	Office equipment	Furniture & Fixtures	Vehicles	Others (specify nature)	
<b>Gross Block</b>								
At 1 April 2024	-	-	10,82,527	-	1,10,131	-	-	11,92,658
Additions	-	-	-	-	-	-	-	-
Deductions/Adjustments	-	-	(3,59,895)	-	-	-	-	(3,59,895)
At 1 April 2023	-	-	10,82,527	-	1,10,131	-	-	11,92,658
Additions	-	-	-	-	-	-	-	-
Deductions/Adjustments	-	-	-	-	-	-	-	-
At 31 March 2025	-	-	7,22,632	-	1,10,131	-	-	8,32,762
At 31 March 2024	-	-	10,82,527	-	1,10,131	-	-	11,92,658
<b>Depreciation/Adjustments</b>								
At 1 April 2024	-	-	5,17,441	-	37,600	-	-	5,55,041
Additions	-	-	42,576	-	7,253	-	-	49,829
Deductions/Adjustments	-	-	-	-	-	-	-	-
At 1 April 2023	-	-	4,17,720	-	29,541	-	-	4,47,261
Additions	-	-	99,721	-	8,059	-	-	1,07,780
Deductions/Adjustments	-	-	-	-	-	-	-	-
At 31 March 2025	-	-	5,60,017	-	44,853	-	-	6,04,870
At 31 March 2024	-	-	5,17,441	-	37,600	-	-	5,55,041
<b>Net Block</b>								
At 31 March 2024	-	-	5,65,086	-	72,531	-	-	6,37,617
At 31 March 2025	-	-	1,62,615	-	65,278	-	-	2,27,892



9	Loans and advances	Long Term		Short Term	
		31 March 2025	31 March 2024	31 March 2025	31 March 2024
A	Loans and advances	-	-	-	-
(a)	Loans advances to partners or relative of partners	-	-	6,00,000	8,00,000
	Loans & Advance to Staff	-	-	2,91,53,410	4,96,70,369
(b)	Other loans and advances	-	-	-	-
	Prepaid expenses	-	-	-	-
	Advance tax and tax deducted at source [Net of provision for income tax of Rs.1,52,131 (previous year Rs. 97,15,707)]	-	-	-	10,42,652
	Security Deposits	-	-	-	-
	Balance with government authorities	-	-	-	-
	(b)	-	-	2,97,53,410	5,15,13,021
	Total (A)	-	-	2,97,53,410	5,15,13,021
10	Other non-current assets			31 March 2025	31 March 2024
(a)	Security Deposits			72,00,000	2,00,00,000
(b)	Prepaid expenses			-	-
(c)	Other loans and advances (Income Tax Deposit against Demand Stay Application)			1,16,88,740	-
	Total other non-current other assets			1,88,88,740	2,00,00,000
11	Inventories			31 March 2025	31 March 2024
(a)	Raw materials			-	-
(b)	Work-in-progress			-	-
(c)	Finished goods			-	-
(d)	Stock-in-trade			-	-
(e)	Stores and spares			-	-
(f)	Loose Tools			-	-
(g)	Others (Specify nature)			-	-
	[Goods-in-transit to be disclosed under relevant sub-head of inventories]			-	-
	Total			-	-
12	Trade receivables			31 March 2025	31 March 2024
	Outstanding for a period less than 6 months from the date they are due for receipt			-	-
(a)	Secured Considered good			-	-
(b)	Unsecured Considered good			6,05,221	10,97,732
(c)	Doubtful			-	-
	Less: Provision for doubtful receivables			-	-
				6,05,221	10,97,732
	Outstanding for a period exceeding 6 months from the date they are due for receipt			-	-
(a)	Secured Considered good			-	-
(b)	Unsecured Considered good			2,56,496	-
(c)	Doubtful			-	-
	Less: Provision for doubtful receivables			-	-
	Unbilled receivables			-	-
				2,56,496	-
	Total			8,61,717	10,97,732



Adler Bizsol LLP

Notes forming part of the Financial Statements for the year ended 31st March, 2025

		31 March 2025	31 March 2024
<b>13</b>	<b>Cash and Bank Balances</b>		
<b>A</b>	<b>Cash and cash equivalents</b>	1,92,056	41,667
(a)	On current accounts	-	-
(b)	Cash credit account (Debit balance)	-	-
(c)	<b>Fixed Deposits</b>	-	-
	Deposits with original maturity of less than three months	-	-
(d)	Cheques, drafts on hand	1,00,000	2,52,350
(e)	Cash on hand		
	<b>Total</b> (I)	<b>2,92,056</b>	<b>2,94,018</b>
<b>B</b>	<b>Other bank balances</b>	-	-
(a)	Bank Deposits	-	-
(i)	Earmarked Bank Deposits	-	-
(ii)	Deposits with original maturity for more than 3 months but less than 12 months from reporting date	-	-
(iii)	Margin money or deposits under lien	-	-
(iv)	Others (specify nature)	-	-
	<b>Total other bank balances</b> (II)		
	<b>Total Cash and bank balances</b> (I+II)	<b>2,92,056</b>	<b>2,94,018</b>
<b>14</b>	<b>Other current assets</b>		
(i)	Prepaid Expenses	31,582	17,500
	Gst Receivable	68,37,681	70,03,148
	Interest Receivable on Deposits	-	1,76,380
	Commission Receivable	-	9,42,578
	TCS Receivable	6,78,592	6,00,688
	TDS Receivable	29,87,314	21,96,074
	<b>Total</b>	<b>1,05,35,168</b>	<b>1,09,36,369</b>



	31 March 2025	31 March 2024
<b>15 Revenue from operations</b>	13,83,83,425	1,55,19,26,790
(a) Sale of products	1,36,556	-
(b) Sale of services	-	-
(c) Grants or donations received	-	-
(d) Other operating revenue	-	1,55,19,26,790
Revenue from operations (Gross)	-	-
Less: Excise duty	-	-
Revenue from operations (Net)	<b>13,85,19,981</b>	<b>1,55,19,26,790</b>
<b>16 Other income</b>	<b>42,00,000.00</b>	<b>47,59,973</b>
(a) Interest income	-	-
(b) Dividend income	-	-
(c) Net gain on sale of investments	-	-
(d) Profit on Forward contracts	-	-
(e) Commission Received	-	-
(f) Freight Reimbursement	50,580.00	3,58,195
(g) Loading Charges Received	-	-
(h) Other Deduction	14,178.00	47,523
(i) Cash Discounts	-	-
(j) Income Tax Refund	709.92	-
(k) Insurance-Reimbursement	-	6,223
(l) Written Off	-	-
Total other income	<b>42,65,468</b>	<b>51,71,914</b>
<b>17 Cost of goods sold (Delete whatever is not applicable)</b>		
(A) Cost of raw material consumed		
Raw material consumed		
(i) Inventory at the beginning of the year	-	-
(ii) Add : Purchases during the year	-	-
(iii) Less: Inventory at the end of the year	-	-
Cost of raw material consumed	(I)	-
Packing material consumed (if considered as part of raw material)		
(i) Inventory at the beginning of the year	-	-
(ii) Add : Purchases during the year	-	-
(iii) Less: Inventory at the end of the year	-	-
Cost of packing material consumed	(II)	-
Other materials (purchased intermediates and components)		
(i) Inventory at the beginning of the year	-	-
(ii) Add : Purchases during the year	-	-
(iii) Less: Inventory at the end of the year	-	-
Cost of other material consumed	(III)	-
Total raw material consumed (A)	(I+II+III)	-
<b>B Purchases of stock-in-trade</b>	<b>13,29,71,495</b>	<b>1,55,09,38,230</b>
(i) Cotton and Cotton Yarn	-	-
(ii) ...	-	-
(iii) ...	-	-
Total (B)	<b>13,29,71,495</b>	<b>2,11,98,96,345</b>
<b>C Changes in inventories of finished goods, work in progress and stock-in trade</b>	<b>13,29,71,495</b>	<b>1,55,09,38,230</b>
Inventories at the beginning of the year:		
(i) Stock-in-trade	-	-
(ii) Work in progress	-	-
(iii) Finished goods	-	-
Inventories at the end of the year:		
(i) Stock-in-trade	-	-
(ii) Work in progress	-	-
(iii) Finished goods	-	-
(Increase)/decrease in inventories of finished goods, work-in-progress and stock-in-trade (C)		
Total (A+B+C)	<b>13,29,71,495</b>	<b>1,55,09,38,230</b>



## Adler Bizsol LLP

Notes forming part of the Financial Statements for the year ended 31st March, 2025

<b>18 Employee benefits expense</b> (Including contract labour)
(a) Salaries, wages, bonus and other allowances
(b) Contribution to provident and other funds
(c) Gratuity expenses
(d) Staff welfare expenses
<b>Total Employee benefits expense</b>
<b>19 Finance cost</b>
(a) Interest expense
(i) On bank loan
(ii) On assets on finance lease
Interest on Unsecured Loan
(b) Other borrowing costs
<b>Total Finance cost</b>
<b>20 Depreciation and amortization expense</b>
(a) on tangible assets (Refer note 11)
(b) on intangible assets (Refer note 11)
<b>Total Depreciation and amortization expense</b>
<b>21 Other Expenses</b>
(a) Rent
(b) Repairs and maintenance
(c) Insurance
(d) Rent, Rates and taxes, excluding, taxes on income
(e) Selling & distribution expenses
(f) Professional Fees
(g) Printing and stationery
(h) Outsourcing Expenses
(i) Cash Discount
(j) Profession Tax
(k) Commission
(l) Bank Charges
(m) Interest on TDS
(n) Audit Fees
(o) Postage and Courier Charges
(p) Freight
(q) Loading and Unloading Charges
(r) Loss on Forward Contracts (LD)
Loss on Sale of Fixed Asset - Machinery
(s) Office Expenses
(t) Travelling Expenses
(u) Miscellaneous expenses
<b>Total</b>

31 March 2025	31 March 2024
6,98,834	54,01,567
28,512	44,148
-	-
11,000	14,100
<b>7,38,346</b>	<b>54,59,815</b>
31 March 2025	31 March 2024
-	-
-	-
-	4,82,272
-	-
-	<b>4,82,272</b>
31 March 2025	31 March 2024
49,829	1,07,780
-	-
<b>49,829</b>	<b>1,47,971</b>
31 March 2025	31 March 2024
1,80,000	1,65,000
-	1,250
6,709	57,069
-	-
16,068	24,995
1,85,000	4,73,215
-	32,509
-	4,50,701
64,608	-
2,500	2,500
14,729	26,72,051
3,449	1,199
-	1,498
10,000	-
-	18,126
1,38,260	-
49,184	9,06,564
-	26,21,487
9,895	-
2,127	89,150
1,480	1,31,436
39,591	-
<b>7,23,600</b>	<b>76,48,750</b>

